

## Two bend - separate bends

The diagram below shows the approximate position of the curtain pole or rail in your bay window. Please let us know if this is not how you expected the rail to be positioned.



Two Bend


We now need all the measurements. Please complete the tables below.


Measurements in CM		Cross measurements in CM	
A - B	<input type="text"/>	A - C	<input type="text"/>
B - C	<input type="text"/>	B - D	<input type="text"/>
C - D	<input type="text"/>	A - D	<input type="text"/>

Please confirm where you have taken the measurements from by ticking below:-

- From the wall or window frame to which the back of the brackets will fix.
- From where the actual pole or rail is required to be.  
(Please make sure you have made allowances for brackets to fix behind the pole or rail. The bracket projection is given on our website and is the distance from the back of the bracket to the front of the pole or rail)

**Do the measurements include finials (if pole), (tick 1 box)**

  Yes

  No

**For corded rails and poles please advise cord drop, side and colour.**


**Cord Drop**  
Required drop in CM


**Cord side\*\***  
Left  Right  Both


**Cord colour**  
Black  White

\*\*Please note for a length 3 metres or longer. Both sides are corded.

**How many curtains are to be hung? A pair or single curtain & which side? (tick 1 box)**

  Pair

  Left

  Right

**Fixing brackets (tick 1 box)**

To wall

To ceiling

### Important Information

- Custom bent curtain rails take from five to fifteen working days from ordering to delivery.
- Please note that errors made on this form could mean your bay rail being incorrect.
- We are unfortunately unable to exchange or refund bay rails.
- Please take all wall measurements at rail height.
- Larger bay window rails may have to be made in two pieces joined in the centre.
- When measuring your bay please use a suitable metal tape and ensure that you have help - accuracy is the key.
- Please consider the diameter and suitability of your rail when planning your curtains.

Please complete name and address details in full. Name

Address

### Order Declaration

I confirm that I have read the information above and the given measurements are correct and wish to proceed with an order on this basis.

Signed  Print  Date

Please return to [www.polesdirect.com](http://www.polesdirect.com) via:- email to [baywindowquotes@polesdirect.com](mailto:baywindowquotes@polesdirect.com) or fax: 01924 950 131  
Post: Bay Window Quotes, Poles Direct, Unit2, Holme Bank Mills, Mirfield, West Yorkshire, WF14 8NA.